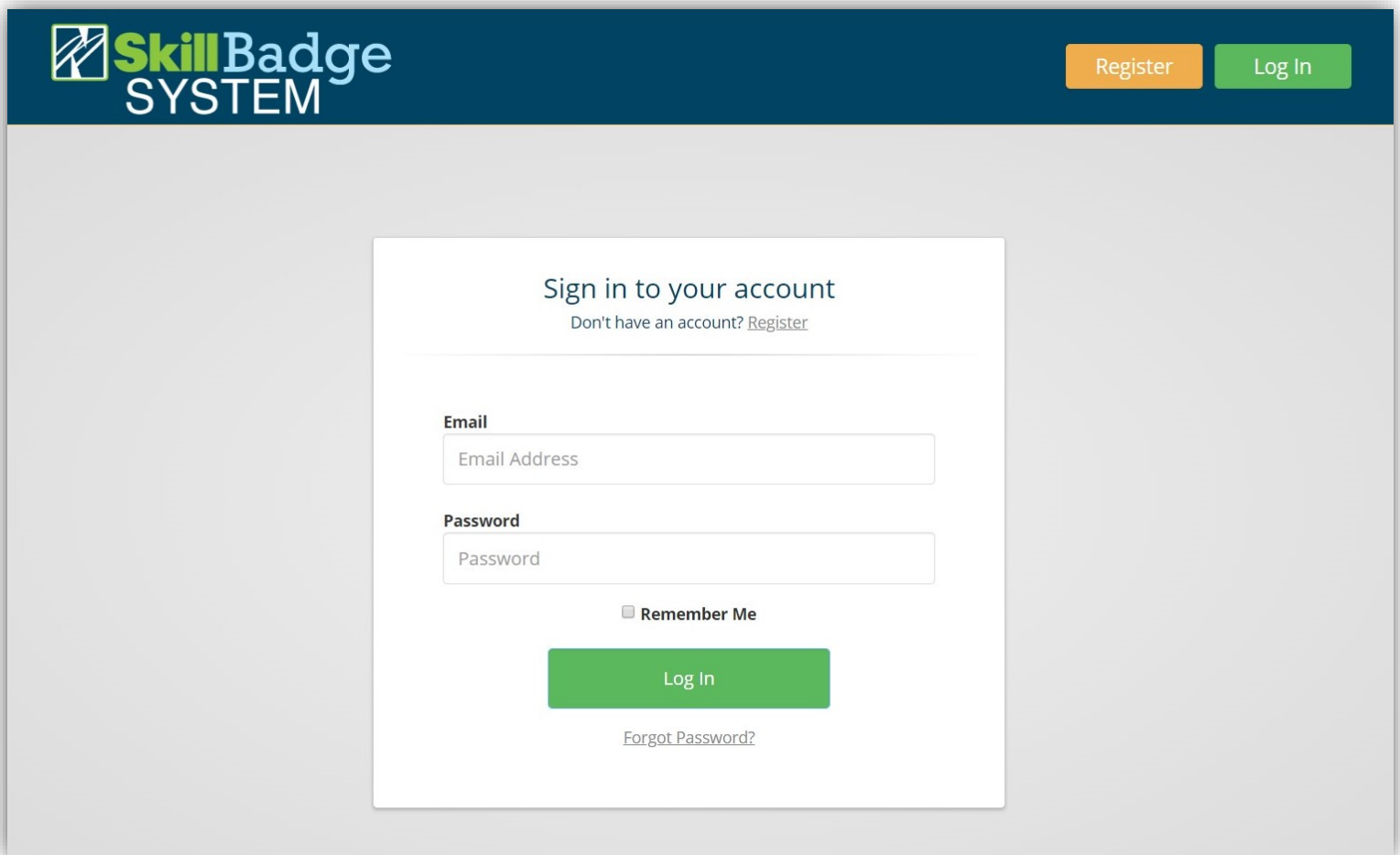


Welcome to the Digital Badge Credential Quick Start Guide!

Follow these steps to access and utilize your Digital Badge Credentials from Education Associates.



Skill Badge SYSTEM

Register Log In

Sign in to your account
Don't have an account? [Register](#)

Email
Email Address

Password
Password

☐ Remember Me

Log In

[Forgot Password?](#)

When you visit www.noctiskillbadge.org, you will be presented with a log-in screen.

If this is your first time on the site, click on the orange button to 'Register'.

If you've already created an account, fill in your email and password and click 'Log In'.

Register for a new account

Already have an account? [Log In](#)

First Name

First Name

Last Name

Last Name

Email Address

Email Address

Confirm Email

Confirm Email

Password

Password

Confirm Password

Confirm Password

☒ Are you a citizen or resident of the European Union? ☐ No ☐ Yes☐ I agree to the [NOCTI Terms and Conditions](#).

Register

If registering, fill out the entire form. [HINT: Write down your password in a private location or use a password that you have memorized.]

Answer 'No' to the question 'Are you a citizen or resident of the European Union?' Check the box next to 'I agree to the NOCTI Terms and Conditions.'

Click the green 'Register' button.

My Collections
(Empty)

+ New Collection

My Locker

These are the badges you have earned or uploaded.

Import Other Badges



Banking: Credit and Loans (Gold)



Cleaning Maintenance (Beginning)



Advertising & Editorial Design (Intermediate)



Construction Trades (Advanced)



Auto Detailing (Basic Skills)



Auto Detailing (Enhanced Skills)



Filing (Adapted)



Planning Career Goals (Gold)

You are now in the locker which houses all of your digital badge credentials.

If this is your first time in your locker, you probably only have one credential.

Click on the credential you wish to view.

[← Back To Locker](#)


Badge Details

Name	Planning Career Goals (Gold)
Issued To	ea.research.development@gmail.com
Description	This multimedia module offers general instruction to help students define and attain life and career goals. Students learn the basics needed to consider personal expectations, define goals and understand career requirements and job duties.
Criteria Summary	<p>In order to receive this credential, the learner has achieved a passing score on the post-test for Planning Career Goals (Gold Level).</p> <p>To view the detailed description of the skills demonstrated by this learner, click the 'Criteria' link below.</p>
Criteria	View
Issued	May 21, 2019
Expires	Never

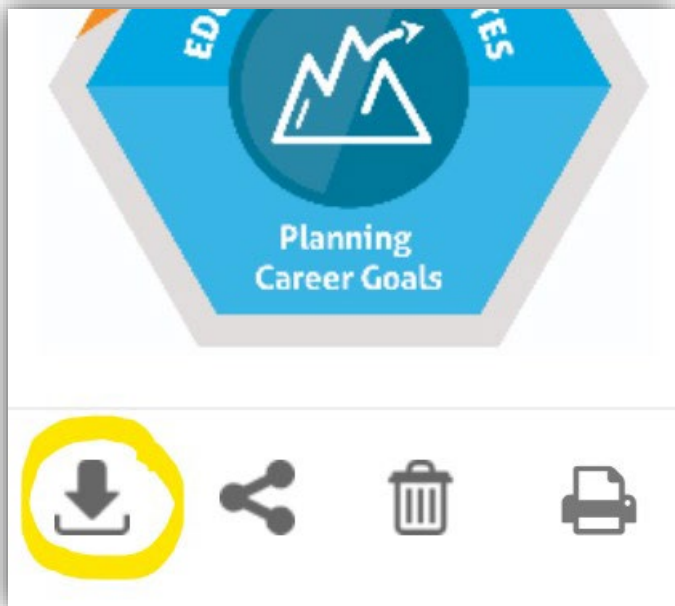
Issuer Details

Name	Education Associates, Inc.
Description	Education Associates is the leading provider of proven, hands-on career education and life skills materials for students with special needs and students at-risk. We offer the most comprehensive career exploration, job preparation and life skills curriculum available to help learners gain the skills they need to become job and life ready!
Website	https://www.educationassociates.com
Contact	badgedredentials@educationassociates.com

The 'Badge Details' screen displays all the specifications of your digital badge credential.

The 'Description' and 'Criteria Summary' sections explain what you have accomplished to earn the credential.

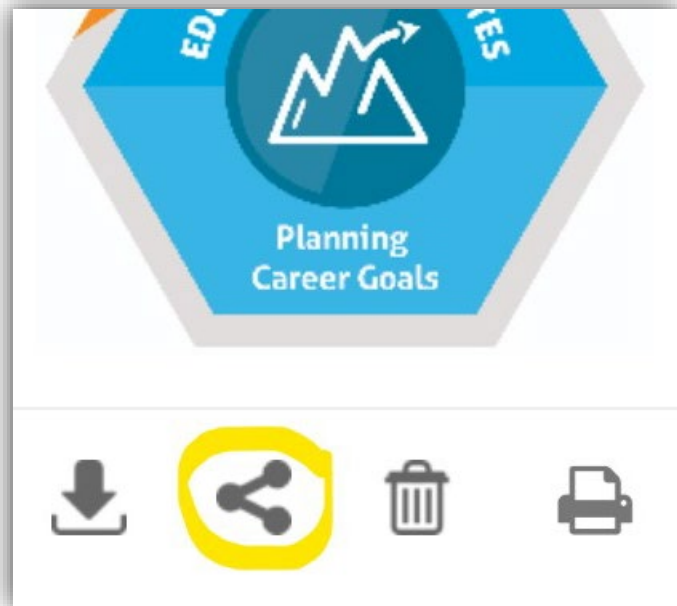
Click the 'View' link next to 'Criteria' to see a full list of the skills you have mastered to earn this credential.



There are four icons under the digital badge logo. These allow you to manipulate and share the information in the digital badge credential.

The icon on the far left allows you to download the digital badge logo.

[Note: This function downloads the image ONLY, not the description.]



The icon second from the left allows you to share the digital badge credential details with people like your friends, family and employers.

Once you click on the icon to share the digital badge credential, a pop-out menu gives you different methods for sharing the details of your credential.




Some of the more popular sharing methods:

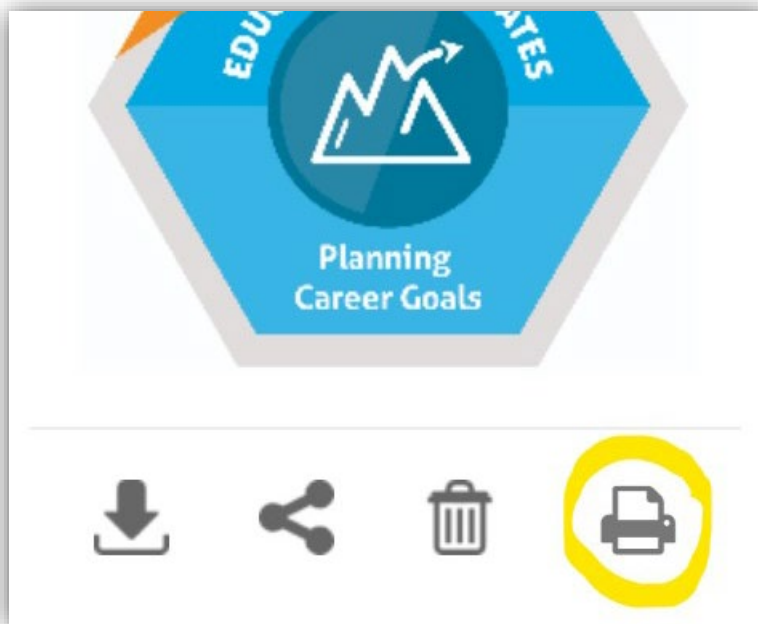
'Email' copies a link to the credential to an outgoing email where you can specify recipients.

'Facebook' shares your credential to your personal Facebook page.

'Get Link' generates a pop-up window with a URL (web address) to your credential. You can cut and paste this into a browser or email.



The icon of the trash can allows you to PERMANENTLY delete the digital badge credential. [NOTE: This cannot be undone.]



The icon of the printer takes you to a screen to print the details of the digital badge credential.